

# Model 85CE-061 KarryKrimp® 2

The safe and easy crimping system for hose assemblies

The KarryKrimp 2 is a portable hose assembly machine that is easy to use. It is an economic alternative for the self assembly of Parker *No-Skive* hose and fittings.

## The following hose types can be crimped

1SN hoses  
up to size -20 (DN 32)

2SN hoses  
up to size -20 (DN 32)

1- and 2-layer Compact hoses  
up to size -20 (DN 32)

3-layer Compact hoses  
up to size -16 (DN 25)

SAE 100 R12 hoses  
up to size -20 (DN 32)

SAE 100 R13 hoses  
up to size -16 (DN 25)

4SP by DIN EN 856  
up to size -16 (DN 25)

4SH by DIN EN 856  
up to size -16 (DN 25)

Some fitting types, for hoses DN25 and DN32, cannot be crimped with this machine. Please refer to our catalogue 4400 for further information.



## Portable Pumps for KarryKrimp 2

**Hand Pump 85CE-OHP**  
2-stage hand pump delivers 70 MPa (10000 psi).

**Turbo Air Pump 85C-OAP**  
Light weight, heavy-duty pump operates with 0,7 MPa air pressure. The pump delivers 70 MPa (10000 psi).

**Electric Pump 82CE-OEP**  
Light weight pump (12 kg) which operates on 220 V and delivers 70 MPa (10000 psi).



## Sales Offices

**AE – United Arab Emirates,** Abu Dhabi  
Tel: +971 2 67 88 587

**AR – Argentina,** Buenos Aires  
Tel: +54 3327 44 4129

**AT – Austria,** Wiener Neustadt  
Tel: +43 (0)2622 23501-0

**AT – Austria,** Wiener Neustadt (Eastern Europe)  
Tel: +43 (0)2622 23501 970

**AU – Australia,** Castle Hill  
Tel: +61 (0)2-9634 7777

**AZ – Azerbaijan,** Baku  
Tel: +994 50 2233 458

**BE – Belgium,** Nivelles  
Tel: +32 (0)67 280 900

**BR – Brazil,** Cachoeirinha RS  
Tel: +55 51 3470 9144

**BY – Belarus,** Minsk  
Tel: +375 17 209 9399

**CA – Canada,** Milton, Ontario  
Tel: +1 905 693 3000

**CH – Switzerland,** Etoy  
Tel: +41 21 821 0230

**CN – China,** Shanghai  
Tel: +86 21 5031 2525

**CN – China,** Beijing  
Tel: +86 10 6561 0520

**CZ – Czech Republic,** Klecany  
Tel: +420 284 083 111

**DE – Germany,** Kaarst  
Tel: +49 (0)2131 4016 0

**DK – Denmark,** Ballerup  
Tel: +45 43 56 04 00

**ES – Spain,** Madrid  
Tel: +34 902 33 00 01

**FI – Finland,** Vantaa  
Tel: +358 (0)20 753 2500

**FR – France,** Contamine-sur-Arve  
Tel: +33 (0)4 50 25 80 25

**GR – Greece,** Athens  
Tel: +30 210 933 6450

**HK – Hong Kong**  
Tel: +852 2428 8008

**HU – Hungary,** Budapest  
Tel: +36 1 220 4155

**IE – Ireland,** Dublin  
Tel: +353 (0)1 466 6370

**IN – India,** Mumbai  
Tel: +91 22 6513 7081-85

**IT – Italy,** Corsico (MI)  
Tel: +39 02 45 19 21

**JP – Japan,** Fujisawa  
Tel: +(81) 4 6635 3050

**KR – South Korea,** Seoul  
Tel: +82 2 559 0400

**KZ – Kazakhstan,** Almaty  
Tel: +7 3272 505 800

**LV – Latvia,** Riga  
Tel: +371 74 52601

**MX – Mexico,** Apodaca  
Tel: +52 81 8156 6000

**MY – Malaysia,** Subang Jaya  
Tel: +60 3 5638 1476

**NL – The Netherlands,** Oldenzaal  
Tel: +31 (0)541 585 000

**NO – Norway,** Ski  
Tel: +47 64 91 10 00

**NZ – New Zealand,** Mt Wellington  
Tel: +64 9 574 1744

**PL – Poland,** Warsaw  
Tel: +48 (0)22 573 24 00

**PT – Portugal,** Leca da Palmeira  
Tel: +351 22 999 7360

**RO – Romania,** Bucharest  
Tel: +40 21 252 1382

**RU – Russia,** Moscow  
Tel: +7 495 645-2156

**SE – Sweden,** Spånga  
Tel: +46 (0)8 59 79 50 00

**SG – Singapore**  
Tel: +65 6887 6300

**SL – Slovenia,** Novo Mesto  
Tel: +386 7 337 6650

**SK – Slovakia**  
See Czech Republic

**TH – Thailand,** Bangkok  
Tel: +662 717 8140

**TR – Turkey,** Merter/Istanbul  
Tel: +90 212 482 91 06 or 07

**TW – Taiwan,** Taipei  
Tel: +886 2 2298 8987

**UA – Ukraine,** Kyiv  
Tel: +380 44 494 2731

**UK – United Kingdom,** Warwick  
Tel: +44 (0)1926 317 878

**US – USA,** Cleveland (Industrial)  
Tel: +1 216 896 3000

**US – USA,** Lincolnshire (Mobile)  
Tel: +1 847 821 1500

**US – USA,** Miami (Pan American Division)  
Tel: +1 305 470 8800

**VE – Venezuela,** Caracas  
Tel: +58 212 238 5422

**ZA – South Africa,** Kempton Park  
Tel: +27 (0)11 961 0700



aerospace  
climate control  
electromechanical  
filtration  
fluid & gas handling  
hydraulics  
pneumatics  
process control  
sealing & shielding



## KarryKrimp®

Model 82CE-061 – KarryKrimp® 1  
Model 85CE-061 – KarryKrimp® 2



Edition: December 2007 / BUL/4480-B1/UK  
punctum / PlantijnCasparie

**Parker Hannifin Ltd**  
Tachbrook Park Drive  
Tachbrook Park, Warwick CV34 6TU  
United Kingdom  
Tel.: +44 (0) 1926 317 878  
Fax: +44 (0) 1926 317 855  
www.parker.com

Your local authorized Parker distributor



ENGINEERING YOUR SUCCESS.

# Model 82CE-061 KarryKrimp® 1

The safe and easy field crimping system for hose assemblies

The KarryKrimp 1 is a portable and easy to operate crimping tool, offering a cost-effective alternative for field crimping of Parker *No-Skive* hose and fittings.


### The following hose types can be crimped

1SN hoses up to size -20 (DN 32)

2SN hoses up to size -20 (DN 32)

1- and 2-layer Compact hoses up to size -20 (DN 32)

Some fitting types, for hoses DN25 and DN32, cannot be crimped with this machine. Please refer to our catalogue 4400 for further information. This machine doesn't allow to crimp stainless steel fittings.



## Portable Pumps for KarryKrimp 1

### Electric Pump 82CE-OEP

Light weight pump (12 kg) which operates on 220 V and delivers 70 MPa (10000 psi).



### Hydraulic Air Pump 82CE-0AP

With a working pressure of 70 MPa with min. 0,7 MPa air pressure input, the 82CE-0AP is the ideal power unit.




### Hand Pump 82C-2HP

2-stage hand pump delivers 70 MPa (10000 psi).



### Hose assembly 82C-00L

Hose assembly to connect pumps to the presses.



## How to crimp one piece steel fittings

### Advantages

- automatic alignment of the fitting during crimping
- no skiving or brushing of the hose cover
- crimping of one piece steel fittings
- tear-resistant fittings
- no adjustment of crimping diameter required
- fast and easy handling
- hose assemblies meet or exceed DIN and UVV requirements



1. Mark the length of the shell at the end of the hose. Insert the hose into the fitting up to this mark. Lubricate the hose end if necessary.



2. Pull pin to swing pusher back.



3. Drop hinged die-train in place, paying attention to die segment location.



4. Move the hose fitting into the die set from below.




5. Place die ring on top of the dies.



6. Position cylinder and replace pin. Pump until die ring contacts base plate.



7. Release the pressure and remove the finished assembly.



## Die Sets

Hose-I.D. size	DN	Die sets	Part-No.						
			series 26	series 43	series 46	series 48	series 70	series 71	series 73/78/79
-4	6	red	80C-E04	80C-A04	80C-B04	80C-C04			
-5	8	violet	80C-E05	80C-A05	80C-B05	80C-C05			
-6	10	yellow	80C-E06	80C-A06	80C-B06	80C-C06	83C-D06	83C-D06	
-8	12	blue	80C-E08	80C-A08	80C-B08	80C-C08	83C-D08	83C-D08	
-10	16	orange	80C-E10	80C-A10	80C-B10	80C-C10	83C-D10	83C-D10	
-12	20	green	80C-E12	80C-A12	80C-B12	80C-C12	83C-D12	83C-D12	80C-L12
-16	25	black	80C-E16	80C-A16	80C-B16	80C-C16	83C-D16	83C-D16	80C-L16
-20	32	white		80C-A20	80C-B20	80C-C20		83C-D20	

Fittings with metric nuts (heavy series) in tube O.D. 38 mm (M52x2) cannot be assembled with this crimper. Fitting series 70, 71, 73 and 78 are only possible to be crimped with KarryKrimp 2 up to size -16.

Parker's exclusive Parkalign® feature positions the fitting in the die perfectly every time. The system handles bent tube fittings with ease.

Parker's colour-coded die train keeps segments together. No loose parts to mismatch or misplace. The crimped fitting provides 360-degree gripping power for greater impulse life.

